

# Beyond the Book Activities

## *Dinosaur Train* By John Steven Gurney

**Parents/Caregivers: Why do books matter? It all comes down to ABCs.**

- **A child deserves to be prepared:** Educators emphasize that reading with your preschool child is one of the most important activities to prepare them for kindergarten.
- **Books are essential:** Studies by the National Assessment of Educational Progress organization have consistently found that the more reading material available in the home, the better students' reading levels are likely to be.
- **Cost of children not being prepared:** According to the Wilder Research, in Minnesota, the cost of children entering kindergarten unprepared is approximately \$113 million annually to school systems due to increased:
  - Student aid
  - Special education and grade repetition
  - Teacher related costs
  - Impact on school safety due to delinquent behavior

Utilize the following activities to take you and your child(ren) beyond the book you just read.

These activities were developed through the cooperation of United Way Success By 6, Marshall Lyon County Public Library and Marshall ECCE Little Cubs.

---

### Supplies Needed

#### **Activity 1**

- Various colors of tissue paper
- Glue

#### **Activity 2**

- Crayons
- Glue
- Construction paper

- Regular paper

#### **Activity 3**

- Crayons
- Glue
- Construction paper
- Scissors

**\*Read book before getting ready for each activity.**

## **Activity 1: Dinosaur Mosaics**

**Supplies you'll need:** Dinosaur outlines (printed), various colors tissue paper, glue

**Directions:**

- Before beginning this activity, have your child select their favorite dinosaur outline and print it out for them.
- Have your child rip tissue paper into smaller pieces.
- Give your child glue and direct your child to fill in their dinosaur shapes with ripped pieces of tissue paper.

## **Activity 2: If I were a Dinosaur**

**Supplies you'll need:** Crayons, glue, construction paper, regular paper

**Directions:**

- Give each child a piece of paper. Write, "If I Were a Dinosaur" on the sheet.
- Instruct your child to think about what it would be like to be a dinosaur.
- Discuss their thoughts and record them on their sheets.
- Then, have your child glue these sheets to pieces of construction paper.
- Next, give the child white construction paper and direct them to illustrate their responses.

## **Activity 3: My Dinosaur Train**

**Supplies you'll need:** Crayons, construction paper, scissors, glue

**Directions:**

- Before beginning this activity (either you or your child):
  - Cut different sizes of squares out of different colors of construction paper.
  - Cut small circles out of black construction paper.
- Give your child a large piece of white construction paper.
- Direct your children to glue down the squares and circles on their papers to create a train.
- Next, have your child draw dinosaurs on their trains.
- Allow your child to look at the Dinosaur Train book for inspiration and ideas.

## **Other Activity Ideas**

**\*Picture Walk** - Take the children on a picture walk through the book and challenge them to look carefully at the pictures and try to figure out what happens

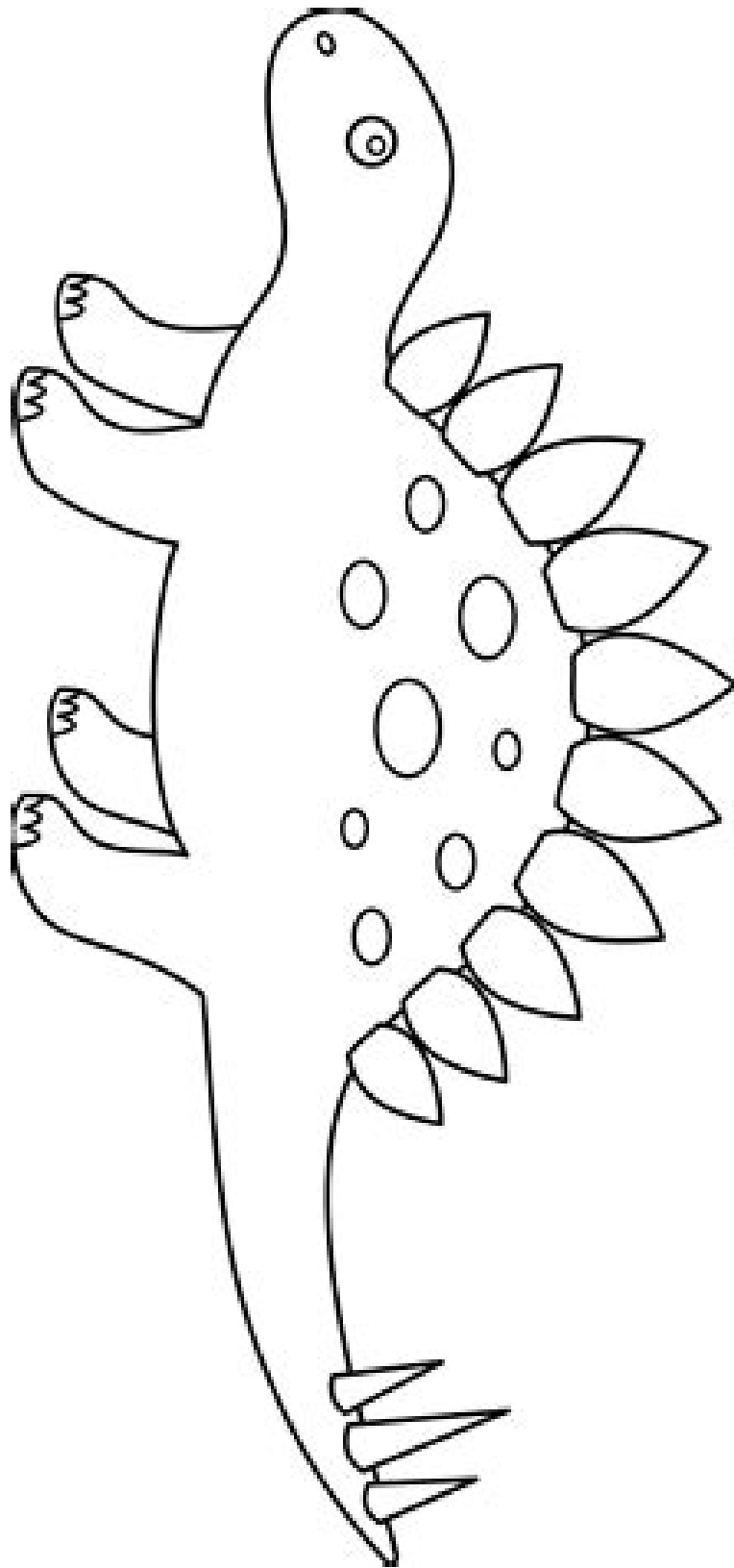
**\*Make Predictions** - Have the children make predictions about what will happen in the story.



Uniting people and resources to improve lives and strengthen communities in southwest Minnesota.

**United Way**  
**of Southwest Minnesota**






Uniting people and resources to improve lives and strengthen communities in southwest Minnesota.

**United Way**  
**of Southwest Minnesota**






Uniting people and resources to improve lives and strengthen communities in southwest Minnesota.

**United Way**  
**of Southwest Minnesota**





Uniting people and resources to improve lives and strengthen communities in southwest Minnesota.

**United Way**  
**of Southwest Minnesota**

