

## Storytime Event Guide and Activities for Educators

### Build Vocabulary

Providing a simple explanation for words that children may not be familiar with can help build their language skills. You can describe the meaning of a word, point to an illustration, or use your tone of voice to convey the word's meaning. Here are some words to talk about while you read *Nigel and the Moon*:


- **Pride:** a feeling of happiness that you have done something good
- **Career:** a job someone does for a long time
- **Distance:** how far apart two things are
- **Quiver:** to shake when you are nervous or scared
- **Shrink:** to become smaller
- **Worry:** to think about something you are afraid of
- **Fancy:** very special
- **Swell:** to become bigger



### Share Your Dreams: Writing

In *Nigel and the Moon*, Nigel is scared to tell his dreams to other people but finds it easy to tell them to the moon. With children, draw or print some stars from the template to capture their dreams. Ask them, “What are some things you dream of being when you grow up?” Encourage them to think about different jobs, personalities, and character traits. Assist children to write their dream on a star and let them color or decorate their paper. Cut out the stars and help children tape theirs on a wall. Add a moon to create a night sky in the classroom.





## Storytime Event Guide and Activities for Educators

### Working at the Post Office: Dramatic Play

Nigel's mom is a postal carrier, or someone who delivers all types of mail to people. At the center, provide a bag for carrying mail, a box to collect mail, and a table for a mail counter. Include supplies for writing and packaging mail, such as: envelopes, paper, tape, and stamps. Support children as they plan out how they want to prepare, collect, and send out mail. Encourage oral language development by asking children what they are writing in their letter and who they are sending their packages to.

### What Makes Us Special: Art

Nigel's mom is a postal carrier, or someone who delivers all types of mail to people. At the center, provide a bag for carrying mail, a box to collect mail, and a table for a mail counter. Include supplies for writing and packaging mail, such as: envelopes, paper, tape, and stamps. Support children as they plan out how they want to prepare, collect, and send out mail. Encourage oral language development by asking children what they are writing in their letter and who they are sending their packages to.

### Let's Dance: Music and Movement


Nigel dreams of being a ballet dancer, but when he looks in books, Nigel can't find a dancer that looks like him. Like Nigel, children can also be ballet dancers or they can just dance by choosing their own favorite moves. Invite them to pretend that they are dancers. Try different movements like: twirling, leaping, and swaying. Play some music and let the class show off their best moves.

### More Ideas

Keep the dreams going! Here are a few additional ideas for your classroom:

- **Make Superhero Capes:** Let children design their own superhero cape. Use crayons, stickers, and tissue paper to help each child represent who they are and who they want to become.





## Storytime Event Guide and Activities for Educators

- **Draw the Night Sky:** Encourage children to use light-colored crayons on dark paper to make the night sky with the moon and stars. Invite children to add themselves to the picture. Do they want to dance on the moon like Nigel?
- **Make a Moon Rock:** Have children decorate a rock to make their very own special moon rock. Talk with children about ways they can use their moon rock, such as sharing their dreams or holding it when they feel nervous.
- **Write to Essential Worker Heroes:** Ask children to think about different kinds of essential workers in your community. Help them write a note of gratitude. Address an envelope, and send it off at the post office or in-person.

## Keep Reading


Keep exploring the themes of *Nigel and the Moon*, by reading more books! Some ideas are:

- Dive into more books about self-confidence and pride by reading:
  - *The Day You Begin* written by Jacqueline Woodson; illustrated by Rafael López
  - *You Matter* written and illustrated by Christian Robinson
  - *The Proudest Blue: A Story of Hijab and Family* written by Ibtihaj Muhammad and S.K. Ali; illustrated by Hatem Aly
- Deepen conversations on dreams and wishes. Try:
  - *Kamala and Maya's Big Idea* written by Meena Harris; illustrated by Ana Ramírez González
  - *Dream Street* written by Tricia Elam Walker; illustrated by Ekua Holmes
  - *Remember to Dream, Ebere* written by Cynthia Erivo; illustrated by Charnelle Pinkney Barlow
- Dig into themes of the night sky by reading:
  - *Mae Among the Stars* written by Roda Ahmed; illustrated by Stasia Burrington
  - *A Home Under the Stars* written and illustrated by Andy Chou Musser
  - *Sing to the Moon* written by Nansubuga Nagadya Isdahl; illustrated by Sandra van Doorn





## Storytime Event Guide and Activities for Educators



Art © 2022 Gracey Zhang