

## activity guide for educators

### VOCABULARY BUILDING

Providing a simple explanation for words that children may not be familiar with can help build their language skills. You can describe the meaning of a word, point to an illustration, or use tone of voice to convey the word's meaning. Here are some words to talk about while you read *Evelyn Del Rey Is Moving Away*:

**Bundle:** to dress warmly

**Gobble:** to swallow or eat in a hurry

**Sneak:** to move quietly and secretly

**Grouchy:** when someone complains about things

**Vanished:** disappeared or gone away

**Blur:** something that you cannot see clearly

**Promise:** saying for certain you will do something or something will happen



### WRITE A LETTER

*Evelyn Del Rey Is Moving Away* is about the beauty of friendship. At the end of the story, we see a more grown-up Daniela reading letters she received from Evelyn over the years. Talk to children about writing letters to friends and family members, specifically those they may miss. Ask them what they might want to tell someone in a letter. Let the children write a letter or help them write and decorate a letter to someone special. Then show them how to mail it.

**Remote Learning:** Ask children to write letters and send them to one another, you, or someone else. They could even mail them to the school. Emphasize how letter writing is one more way to connect when you cannot be with one another.





## PLAY A GAME

We see Evelyn and Daniela playing a lot of games in the book. One thing we notice is that they are moving quite a bit. We see them spin in a circle, wobble to the ground, and sneak past Mr. Miller. Play a game of Simon Says using actions from the book (e.g., climb, spin, sneak, bounce, wobble, gobble). Let children take turns being Simon and coming up with their own actions.

**Remote Learning:** This game can easily be done during a virtual class meeting with the entire class.

## MOOD METER

Throughout the story we see the two friends sharing happy, joyful moments as they play and showing sadness as they part. Use the template to make a mood meter with children to show how our emotions can change. Help the children color the faces, the background, and the connecting box in the left column to match the emotion being portrayed. For example, children can color the sad face and its corresponding box blue or use red for angry. Encourage them to use whatever color they connect to that emotion.


Once the faces and the boxes have been colored in, ask the children how they are feeling. Have them use a clothespin or just point to the box on the meter that shows their mood. This meter can be used over and over to help children share their feelings and emotions.

**Remote Learning:** Have children make their own meters at home. During virtual class meetings have children share their meter. It can be an easy way to check in on children at home during future virtual class activities.

## PACKING UP

It's moving day in *Evelyn Del Rey Is Moving Away*! Add boxes, clipboards, packing lists, and moving truck signs to Dramatic Play. Support children in playing the roles of families packing to move and the movers helping the families move homes. Support language development by asking children why they are packing the items they are. How will they use them in the new home? Are they special to them?

**Remote Learning:** During a virtual class meeting, have children bring something special they would pack up in a move. Let them share with one another.



## MORE IDEAS

Keep the celebration going! Here are a few additional ideas for your classroom:

- Make paper-bag puppets of the two key characters. How are they similar? How are they different?
- Make friendship bracelets out of beads and pipe cleaners. Let children share with one another.
- Using paper plates and art materials, have children make a face to show what emotions they are experiencing. This is especially fun to do with play dough.
- Divide a play space in half using tape on the floor. Let children decorate each space how they choose. Facilitate a conversation about what is the same and what is unique.
- Draw pictures and tell stories about special friendships or things children like to do with their friends.

**Remote Learning:** Create family resource kits with some of the materials mentioned above.

## READ ON

Keep exploring the themes of *Evelyn Del Rey Is Moving Away* by reading more books! Some ideas are:

For more themes of friendship, try *Farfallina & Marcel* by Holly Keller, *Matthew and Tilly* by Rebecca C. Jones and illustrated by Beth Peck, *Lubna and Pebble* by Wendy Meddour and illustrated by Daniel Egnéus, *The Day You Begin* by Jacqueline Woodson and illustrated by Rafael López, and *Melia and Jo* by Billy Aronson and Jennifer Oxley.







Dig into concepts of moving away or change by reading *A New Home* by Tania de Regil, *Juna's Jar* by Jane Bahk and illustrated by Felicia Hoshino, *Goodbye, Friend!* *Hello, Friend!* by Cori Doerrfeld, *Max and the Tag-Along Moon* by Floyd Cooper, *Goodbye Summer, Hello Autumn* by Kenard Pak, and *Lissy's Friends* by Grace Lin.


Deepen conversations around letter writing by reading *Dear Juno* by Soyung Pak and illustrated by Susan Kathleen Hartung or *A Letter to Amy* by Ezra Jack Keats.

Explore more great books by author Meg Medina. Try *Mango*, *Abuela*, and *Me* or *Tía Isa Wants a Car*.



# MOOD METER

	 <p>Excited</p>
	 <p>Happy</p>
	 <p>Silly</p>
	 <p>Hopeful</p>
	 <p>Sad</p>
	 <p>Angry</p>



## activity guide for events

### READ TOGETHER

Reading aloud with your child builds key language and literacy skills. This shared experience provides an opportunity to connect, ignite their imagination, build a greater understanding of the world, and cultivates a lifelong love of reading. Here are some tips for making the most of storytime:

- Hold the book so children can easily see the cover and the illustrations.
- Make a few comments about the illustration on the cover and note the author and illustrator.
- Show excitement and read the story expressively.
- Listen for children's comments or questions and respond briefly to confirm or clarify.
- Provide information to extend children's understanding of the story.
- Have fun!

### VOCABULARY BUILDING

Providing a simple explanation for words that children may not be familiar with can help build their language skills. You can describe the meaning of a word, point to an illustration, or use tone of voice to convey the word's meaning. Here are some words to talk about while you read *Evelyn Del Rey Is Moving Away*:

**Bundle:** to dress warmly

**Gobble:** to swallow or eat in a hurry

**Sneak:** to move quietly and secretly

**Grouchy:** when someone complains about things

**Vanished:** disappeared or gone away

**Blur:** something that you cannot see clearly

**Promise:** saying for certain you will do something or something will happen





## MOOD METER

Throughout the story we see the two friends sharing happy, joyful moments as they play and showing sadness as they part. Using the template as an example, make a large mood meter to hang on the wall. Ask children how they are feeling. Have them put a sticker or write their name on the part of the meter representing the emotion they are feeling that day.

## FIND A FRIEND


In an even-numbered group of eight to ten children, give out a sticker to each child. Use two of each style of sticker so that every child has one that matches the sticker of another child. For example, if you have eight children, you might give out two hearts, two stars, two moons, and two rainbows. Play music while the children dance or walk around. When the music stops, have them find the child with the matching sticker. Prompt children with a few questions they can talk to their partner about (e.g., their favorite color or games they like to play). Let children know that friends usually like some of the same things but also are unique individuals with differences. Just like Daniela and Evelyn!

## FRIENDSHIP BRACELETS

Tell children that sometimes friends make or give one another small gifts or cards to show they care or are thinking about them. One way to do this is to make friendship bracelets. Give children beads and pipe cleaners to make a bracelet for someone special in their life. Assist children as needed throughout the activity and engage in conversation about who they are giving it to and why that person is special. Ask if there are characteristics about that person that are helping them decide which colors to choose or special beads to add.

## MOVING DAY

It's moving day in *Evelyn Del Rey Is Moving Away*! Set up a Dramatic Play station with boxes, clipboards, packing lists, and moving truck signs. Support children in playing the roles of families packing their homes and movers helping families change homes. Support language development by asking children why they are packing the items they are. How will they use them in their new homes? Why are they special to them?



## DRAW A SPECIAL DAY

The day we see Evelyn and Daniela is a special and important day—moving day! Since Evelyn is Daniela’s “*número uno* best friend,” they spend the day doing fun things, like playing hide-and-seek and pretending to be in a bus driving around the city. Ask children what they would like to do on a special day with a friend. Invite children to draw a picture of the activity. Encourage them to write or support them in writing about that special activity.

## MORE IDEAS

Keep the celebration going by trying some of these additional ideas!

- Make paper-bag puppets of the two key characters. How are they similar? How are they different?
- Using paper plates and art materials, have children make a face to show what emotions they are experiencing. This is especially fun to do with play dough.
- Play Simon Says using motions from the book, such as spin, wobble, and sneak.
- Create a reading corner for children who might need a quiet space. Integrate theme-related books

For more themes of friendship, try *Farfallina & Marcel* by Holly Keller, *Matthew and Tilly* by Rebecca C. Jones and illustrated by Beth Peck, *Lubna and Pebble* by Wendy Meddour and illustrated by Daniel Egnéus, *The Day You Begin* by Jacqueline Woodson and illustrated by Rafael López, and *Melia and Jo* by Billy Aronson and Jennifer Oxley.







Dig into concepts of moving away or change by reading *A New Home* by Tania de Regil, *Juna’s Jar* by Jane Bahk and illustrated by Felicia Hoshino, *Goodbye, Friend! Hello, Friend!* by Cori Doerrfeld, *Max and the Tag-Along Moon* by Floyd Cooper, *Goodbye Summer, Hello Autumn* by Kenard Pak, and *Lissy’s Friends* by Grace Lin.

Deepen conversations around letter writing by reading *Dear Juno* by Soyung Pak and illustrated by Susan Kathleen Hartung or *A Letter to Amy* by Ezra Jack Keats.

Explore more great books by author Meg Medina. Try *Mango*, *Abuela*, and *Me* or *Tía Isa Wants a Car*.



# MOOD METER

	 Excited
	 Happy
	 Silly
	 Hopeful
	 Sad
	 Angry